


Isaac B. Cox, R.L.S. (1918-1989)

Gene L. Dinkins, P.L.S., P.E.
Gene L. Dinkins, Jr., P.L.S., LEED AP
Sanford B. Dinkins, P.E., LEED AP
McTilden Atkins, III, P.E.
Laura M. Baker, P.E., LEED AP BD+C



Robert T. Blackwell, P.E.
Darren Holcombe, P.E., LEED AP
J. Donald Rawls, Jr., P.L.S.
Daniel C. Lam, P.E., LEED AP BD+C
James L. Pruitt, P.E.
Jesse T. McNeal, P.E.
James D. Hazzard, P.E., LEED AP

Cox and Dinkins, Inc.
724 Beltline Boulevard
Columbia, South Carolina 29205

(803) 254-0518, fax (803) 765-0993
cdinc@coxanddinkins.com
coxanddinkins.com

November 14, 2014

ADDENDUM NO. 4 – FINAL

Williams Brice Stadium Plaza Site Upgrades – Construction

State Project No. H27-6104-MJ-B

NOTICE TO BIDDER

This Addendum is issued pursuant to the Conditions of the Contract and is hereby made part of the Contract Documents. The addendum serves to clarify, revise, and supersede information in the Project Manual, the Drawings. The Bidder shall acknowledge receipt of this Addendum in the appropriate space on the Bid Form. Failure to do so may subject the Bidder to disqualification. A list of attachments, if any, is part of this document.

The date for receipt of bids for this project is unchanged by this Addendum.

The following changes shall be made to the referenced contract document(s):

1. - Specification Section 074100, "Preformed Metal Standing Seam Roofing" at paragraph 2.2, A, B, add sub-paragraph "6" as follows:

"6. Dimensional Metals Inc. IL2016 System"
2. Fixtures proposed by Carolina Architectural Lighting and Design dated October 31, 2014 are approved for substitutes for S4 and S5 fixtures (error on submittal, called out to be S3 and S4). Fixture W5 will be owner provided. **See attached BOM for approved fixtures.**
3. Make the following changes to Project Manual Volume 1, Specifications: SECTION 042001-UNIT MASONRY (SITE):
 1. Paragraph 2.3, B. 4. : add the following as an approved material:
"d. Cokesbury by Hanson"

4. Make the following changes to Project Manual Volume 1, Specifications: SECTION 101400-SIGNAGE

A. Paragraph 1.2, A, add the following:

- “4. Accessible parking and stop sign details- see sheet C601.
- 5. Pedestrian sign – see sheet L406/detail 5.”

B. Add the following text schedule :

“3.5 Sign Text Schedule:

SIGN TYPE & LOCATION	DRAWING DETAIL	SIGN TEXT
Primary ID Letters Southwest & Players Entrance(s)	2/L403	SPRINGS BROOKS PLAZA
Primary ID Letters Southeast Entrance	1/L404	SPRINGS BROOKS PLAZA
Primary ID Letters Northwest Entrance	2/L404	SPRINGS BROOKS PLAZA
Primary ID Letters Northeast Entrance	1/L405	SPRINGS BROOKS PLAZA
Secondary ID Letters “The Zone” Entrance (Donor Name)	1/L403	(Allow for 2 sets of letters each containing 12 letters: for total of <u>24 Letters TBD</u> - Replacing text noted on plans as DONOR NAME)
Secondary ID Letters “The Zone” Entrance	1/L403	THE ZONE
Secondary ID Letters SW and Players Entrance(s) (Donor Name)	2/L403	(Allow for 1 set of letters containing 12 letters: for total of <u>12 Letters TBD</u> - Replacing text noted on plans as DONOR NAME)
Secondary ID Letters SW and Players Entrances (Recruit Entrance & Players Entrance)	2/L403 & 3/L403	RECRUIT ENTRANCE + PLAYERS ENTRANCE
Secondary ID Letters SE Entrance (Donor Name)	1/L404	(Allow for 2 sets of letters each containing 12 letters: for total of <u>24 Letters TBD</u> - Replacing text noted on plans as DONOR NAME)
Secondary ID Letters NW Entrance (Donor Name)	2/L404	(Allow for 2 sets of letters each containing 12 letters: for total of <u>24 Letters TBD</u> - Replacing text noted on plans as DONOR NAME)

Secondary ID Letters NE Entrance (Donor Name)	1/L405	(Allow for 2 sets of letters each containing 12 letters: for total of <u>24 Letters TBD</u> - Replacing text noted on plans as DONOR NAME)
Secondary ID Letters Student Entrance	2/L405	(Allow for 1 set of letters containing 12 letters: for total of <u>12 Letters TBD</u> - Replacing text noted on plans as DONOR NAME)
Entry Gate Directional Letters SW; SE; NW; & NE Entrances	2/L403; 1/L404; 2/L404 & 1/L405	SOUTHWEST GATE; + SOUTHEAST GATE; + NORTHWEST GATE; & NORTHEAST GATE
Student Entrance Letters	2/L405	STUDENT ENTRANCE
Wall Mounted Letters	5/L402	WELCOME TO WILLIAMS-BRICE STADIUM
Pedestrian Sign	5/L406	CAUTION: SIDEWALK ENDS IN 300 FT.

5. Drawing Sheet L403, detail 1/L403: Gate Elevation: "The Zone" Entrance:

Delete label for THE ZONE letters currently reading: 10" letters, front side only. Replace with the following label:

"8" Secondary ID letters, front side only".

6. Drawing Sheet L101:
 - A. Sketch SK-L1 modifies the primary entry gates, fencing and transoms at the NW entrance.
 1. Center pair of monumental urn columns were shifted towards each other (inwardly) and fence sections eliminated from same location.
 2. With shift in center columns, gates flanking the center columns were shifted (so as to remain centered between columns) and fence sections were added. This condition was repeated on both sides of the primary entrance.

7. Drawing Sheet L404:
 - A. Sketch SK-L2 modifies detail 2/L404- Fence/Gate Elevation: Northwest Entrance
 1. Center pair of monumental urn columns shifted towards each other (inwardly) and fence sections were eliminated from same location. Elevation was modified to indicate two pairs of gates (one pair was previously missing) between center columns. Fence sections between center pair of columns were eliminated. Transom length was adjusted accordingly.
 2. With shift in center columns, gates flanking the center columns were shifted (so as to remain centered between the columns) and fence sections were added. This condition was repeated on both sides of the primary entrance. Transom lengths (both flanking sections) were adjusted to accommodate the shift in posts and columns.

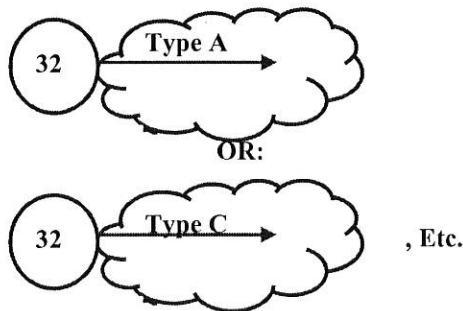
8. Questions from contractors and answers:

- a. "Please clarify the signage specifications for the project. Is there a signage schedule in the plans that correlates to section 101400?" **See answer contained in this addendum. Item 4 above.**
- b. "Section 019113, General commissioning Requirements, are we to include the commissioning agent in our bid for this project? Section 1.6 contractors' responsibilities item 1 states include the cost for commissioning requirements including documentation & training in the contract price. Please Clarify." **Answer: Owner will engage the Commissioning Agent. The Cx specification is to notify the contractor that commissioning activities will require coordination/cooperation and will incur labor costs on the GC and selected subcontractors. Also, special tools, supplies (test gases, smoke candles, e.g.) and equipment, if required, must be supplied by the contractor/subcontractor (1.6.A.14).**
- c. Northwest Main entrance (L101) is 53' wide inside the two outside columns. The details referenced (2 L404) scales to 43'10". One pair of doors appear to be missing on the elevation. **Answer: See items 6 and 7 above.**
- d. It appears that our Hardware Spec & Door Schedule do not match. Please Clarify.
Answer was actually issued in Addendum 3 as item 5 but is repeated herein: The doors in the Toilet Building and shown in the Schedule on Sheet 372 are in hardware sets 19, 20, 21,22 and 24 (these doors are labeled with a prefix of "2" in the hardware specification, but not on the schedule. The Hardware for the doors at the Floyd Building and shown in the Schedule on Sheet A400 are in hardware set 26. The hardware for the doors at the Electrical Building and shown in the schedule on Sheet A500 are in hardware sets 27 and 28. The hardware for the door at the Satellite Ticketing Office and shown in the schedule on sheet A600 is in hardware set 29. The doors for the Gameday Building are in the other sets as shown on the Door Schedule on Sheet A003 and are labeled with a prefix of "1" in the hardware specification.

Make the following changes to the hardware sets listed in the Door Schedule on Sheet A003:
At Door 101, change the Hardware Set to "01"
At Door 113B, change the Hardware Set to "04"
At Doors H101, H102, and H102A, change the Hardware Set to "05"

In Specification Section 087100 "Finish Hardware" Add door "H102" to Hardware Set 05 and "102B" to Hardware Set 08. Delete door "H102" from Hardware Set 14.
- e. The drawings list the site key legend for 5 brick specialty paving. It refers to Detail 5/L400 which list types A, B, and C. What type of pavers A, B or C do we need to install? **Answer: See Pavement Thickness Plan (L200) and Pavement Thickness Legend for clarification.**
- f. On sheet L101 the site key legend call for 33 tree well paving. It points to the curb. Is it supposed to refer to the 6 areas adjacent to the curb? **Answer: Yes, it should point to the (6) square shaped, crosshatched (cobble) areas paralleling the curb.**

- g. We cannot locate the specification for the rubber cove base in the spec book. Can you provide the required information? **Answer: Rubber Base to be 4" rubber base, 0.125" thickness, in manufacturer's standard coil length, inside to be job formed and outside corners to be pre-formed, color selected from manufacturer's full range. Manufacturer to be Johnsonite, Roppe Corp., or Armstrong. Comply with manufacturer's installation instructions.**
- h. On sheet L101 and L103 the site key legend call for 32 tree grid details. On L101 and L103 it says to use type A. In those areas that are brick pavers are to use just a stone base, sand bed with fabric and then the paver? **Answer: The detail to be used is clarified by each label, i.e.:**



ATTACHMENTS

1. Transmittal from Carolina Architectural Lighting and Design – one page referenced back to item 2 above.
2. SK-L1 – 8-1/2" x 11"
3. SK-L2 – 11" x 17"

Comment from Project Engineer: None.

General comments: There are 5 pages of text and tables and 3 pages of attachments. This is the final addendum.

END OF ADDENDUM NO. 4

Date: Oct 31, 2014



Carolina
Architectural
Lighting and
Design

Page 1/1

Transmittal

CAL+D
1237 Gadsden Street
Columbia SC 29201
Phone: (803) 271-2818
From: Drew Hamrick

Project Williams Brice Stadium Plaza - Site
Improvements

Quote# COL14-26851

Location Columbia
Contact:

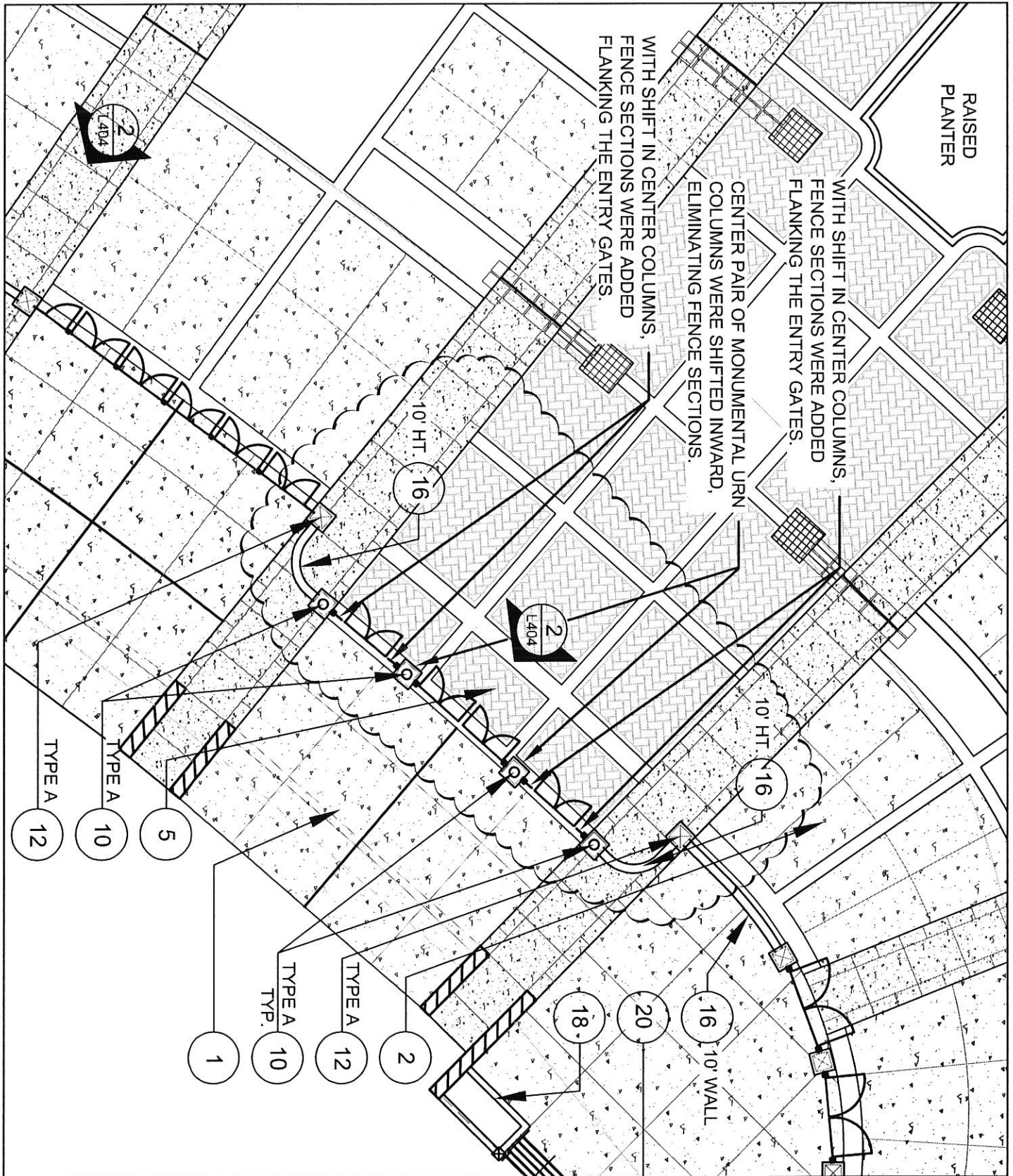
ATTACHED WE ARE SENDING YOU 1 COPIES OF THE FOLLOWING ITEMS:

- | | | |
|-----------------------------------|---|--------|
| <input type="checkbox"/> Drawings | <input type="checkbox"/> Specifications | Other: |
| <input type="checkbox"/> Prints | <input type="checkbox"/> Information | |
| <input type="checkbox"/> Plans | <input type="checkbox"/> Submittals | |

THESE ARE TRANSMITTED FOR:

- | | | |
|--|---|---------------------------------|
| <input checked="" type="checkbox"/> Prior Approval | <input type="checkbox"/> Resubmittal for Approval | <input type="checkbox"/> Record |
| <input type="checkbox"/> Approval | <input type="checkbox"/> Corrections | Bids due on: |
| <input type="checkbox"/> Approval as Submitted | <input type="checkbox"/> Your Use | Other: |
| <input type="checkbox"/> Approval as Noted | <input type="checkbox"/> Review and Comment | |

Type	MFG	Part
S4 S5	i-2 systems	V3285A-36-3-BBD W/ 277V DRIVER
S5 S4	i-2 systems	V3285A-36-3-BBD W/ 120V DRIVER
by owner W5	Deco Lighting	D533 LED 60 41 UNV-WH



This drawing is an instrument of service and remains the property of Wood+Partners Inc. It may not be copied or reproduced in any manner without written permission.

DRAWING
NUMBER:

SK-L1

REFERENCE
SHEET:

L101

SITE PLAN (NW)

PROJ. NO.: H27-6104-MJ-B
DATE DRAWN: 11/14/14

SCALE:

1" = 20'

ADDENDA #4

FOR

**WILLIAMS-BRICE STADIUM PLAZA
SITE UPGRADES - CONSTRUCTION**

PREPARED FOR

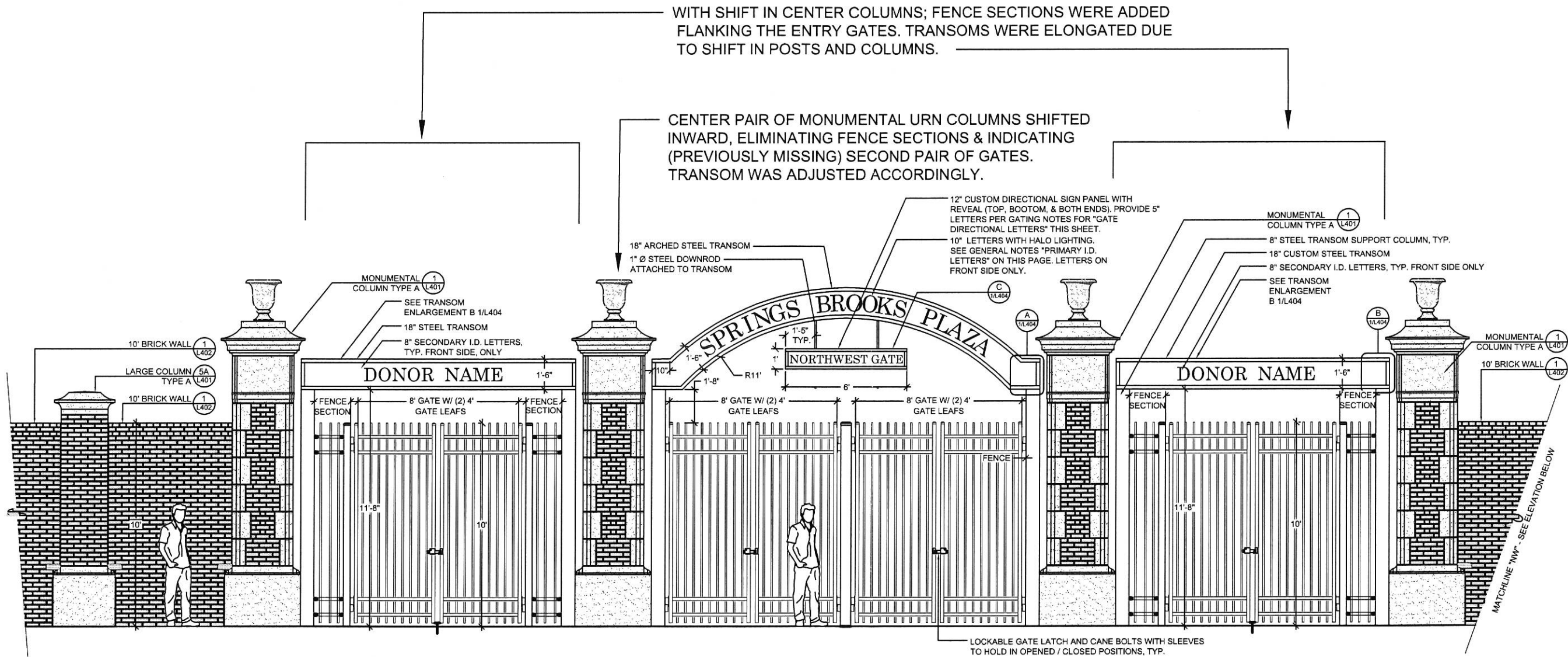
**THE UNIVERSITY OF SOUTH CAROLINA
CAMPUS PLANNING & CONSTRUCTION**

COLUMBIA, SC

Wood+Partners Inc.
Landscape Architects
Land Planners



Indigo Building #7 Lafayette Place P.O. Box 23949 Hilton Head Island, SC 29925
843.681.0618 Fax 843.681.7086 <http://www.woodandpartners.com>



2
L404

FENCE/GATE ELEVATION: NORTHWEST ENTRANCE

SCALE: 3/16"=1'-0"

This drawing is an instrument of service and remains the property of Wood Partners Inc. It may not be copied or reproduced in any manner without written permission.

PROJ. NO.: H27-6104-MJ-B
DATE DRAWN: 11/14/14

DRAWING NUMBER: **SK-L2**
REFERENCE DETAIL: **2/L404**

SCALE: **AS INDICATED**

ADDENDA #4
FOR
WILLIAMS-BRICE STADIUM PLAZA
SITE UPGRADES - CONSTRUCTION
PREPARED FOR
THE UNIVERSITY OF SOUTH CAROLINA
CAMPUS PLANNING & CONSTRUCTION
COLUMBIA, SC

Indigo Building 7 Lafayette Place P.O. Box 23949

Hilton Head Island, SC 29925 803.681.6618 Fax 843.681.7086

Wood+Partners Inc.
Landscape Architects
Land Planners

Indigo Building 7 Lafayette Place P.O. Box 23949 Hilton Head Island, SC 29925
843.681.6618 Fax 843.681.7086 <http://www.woodandpartners.com>

<http://www.woodandpartners.com>